









Internal displacement in Côte d'Ivoire

-  Areas with known high concentrations of IDPs in host communities
-  IDP camp
-  Return movements
-  Capital city
-  Economic capital
-  Province capital
-  Town, village
-  Green line

0 50 100 Km

IDMC

April 2008



1,079 IDPs in the Centre d'Accueil Temporaire des Déplacés (as of Dec. 2007)*

Estimates reach from 300,000 - 440,000 (IDMC, forthcoming) to 495,783 (ENSEA, 2006) IDPs

* Additionally 467 IDPs former residents went back to the CATD in February 2008 as they could not access their plantations since their return in September 2007.

Total numbers of IDPs
 There are no country-wide statistics on the number of IDPs in Cote d'Ivoire nor comprehensive data on return movements. Humanitarian agencies are therefore retaining the number of 709,000 for planning purposes.

Sources:
 Making Population Estimates and Profiles of Urban IDPs: Case Study of Abidjan (Ivory Coast), Karen Jacobsen, IDMC, NRC (forthcoming); IOM, Dec. 2007; OCHA/EU-Côte d'Ivoire, September 2007; ONUCI, www.onuci.org; ENSEA, March 2006